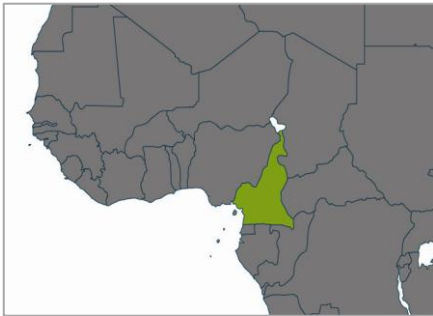


Cameroon Impact, Year-End 2011

In 2011, PSI averted an estimated 2,342,773 DALYs in Cameroon. This is a 1,215% increase in DALYs averted compared to 2010.



Platform Profile

Population	19,598,889
Population under 5	3,054,802
Women aged 15-49	4,763,850
# Platform interventions	14
# Family planning interventions	5 with 2 LTM
Contraceptive prevalence	12.0% (2006)

* Population data from UN Population Division

CAMEROON STRATEGIC PERFORMANCE

	2011	% Change from 2010	% Change from 2006	CAGR*** 2006 - 2011
SCALE				
■ DALYs Averted	2,342,773	1215%	1454%	73%
■ Couple Years of Protection (CYP)*	263,811	47%	25%	5%
■ PSI Burden Averted	11.2%			

RELEVANCE

■ Health Relevance	46%
■ Family Planning Method Mix**	5 with 2 LTM

* CYPs based on new USAID conversion factors, except IUDs

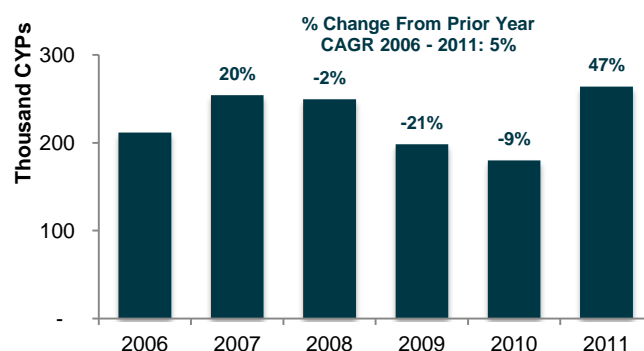
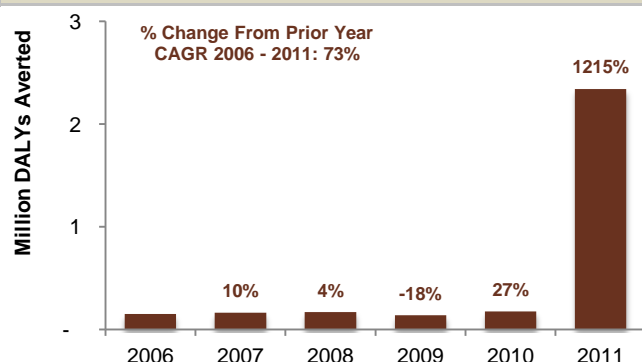
** Target is 4 or more FP modern methods with at least one long-term method

*** Compounded annual growth rate

CAMEROON HEALTH AREA PERFORMANCE

Current PSI Product & Service Health Areas	2011 DALYs Averted	% Change from 2010	% Change from 2006	2006-2011 DALY Trends	Burden Averted	% of Cameroon Burden
HIV & STD	81,134	24%	-10%		7%	15%
Reproductive Health	48,796	45%	18%		4%	13%
Malaria	2,208,409	2761%	16196%		90%	11%
Diarrheal Diseases	4,434	110%	-18%		1%	8%
Potential 15% increase in relevance with expansion of existing PSI products and services						% of Cameroon Burden
Tuberculosis						1%
Intestinal Nematode Infections						1%
Nutritional Deficiencies						2%
Respiratory Infections						11%

CAMEROON TREND IN DALYS AND CYPs 2006-2011



CAMEROON PRODUCTS & SERVICES DALYS (from highest to lowest DALYs)

Products	2011 DALYs Averted	% Change from 2010	% Change from 2006	2011 # Distributed	2011 unit COGS*	2011 CYPs
LLIN	2,201,352	3351%	**	7,755,805	\$6.18	
Condom	113,674	28%	-12%	21,362,850	\$0.04	178,024
Malaria PPT (ACT)	7,041	-46%	**	124,600	\$0.59	
IUD Distribution	5,837	2093%	**	9,933	\$0.46	34,766
Diarrhea Treatment Kit	3,693	146%	**	94,527	\$0.03	
Female Condom	3,396	-35%	412%	667,846	\$0.35	5,565
IUD Insertion	2,246	257%	**	3,592	\$0.46	12,572
Implant 5 Distribution	1,616	146%	**	3,459	\$21.83	13,144
Implant 5 Insertion	1,613	-35%	**	3,245	\$21.83	12,331
Injectable 3	768	93%	45%	16,480	\$1.33	4,120
Safe Water Solution	740	120%	688%	41,951	\$0.45	
OC	633	4345%	-23%	49,340	\$0.21	3,289
VCT	148	-22%	**	4,784	\$0.95	
Retreatment KO123	16	-94%	**	87	\$0.24	
Total	2,342,773	1215%	1454%	30,138,499		263,811

* Preliminary cost data

** Product was not distributed in 2006

PSI RELEVANCE: 2011 DALYS AVERTED COMPARED TO BURDEN OF DISEASE (WHO 2004)*

