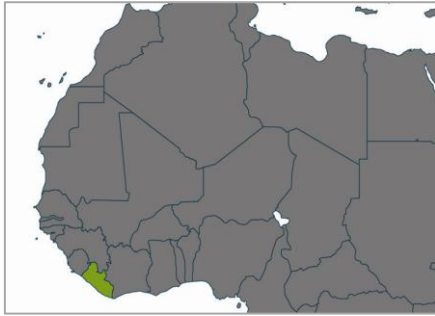


Liberia Impact, Year-End 2011

In 2011, PSI averted an estimated 5,008 DALYs in Liberia. This is a 52% increase in DALYs averted compared to 2010.



Platform Profile	
Population	3,994,122
Population under 5	680,701
Women aged 15-49	935,284
# Platform interventions	2
# Family planning interventions	1
Contraceptive prevalence	10.3% (2007)
* Population data from UN Population Division	

LIBERIA STRATEGIC PERFORMANCE

	2011	% Change from 2010	% Change from 2006	CAGR*** 2009 - 2011
SCALE				
■ DALYs Averted	5,008	52%	N/A	110%
■ Couple Years of Protection (CYP)*	5,047	177%	N/A	112%
■ PSI Burden Averted	0.2%			
RELEVANCE				
■ Health Relevance	33%			
■ Family Planning Method Mix**	1 with 0 LTM			

* CYPs based on new USAID conversion factors, except IUDs

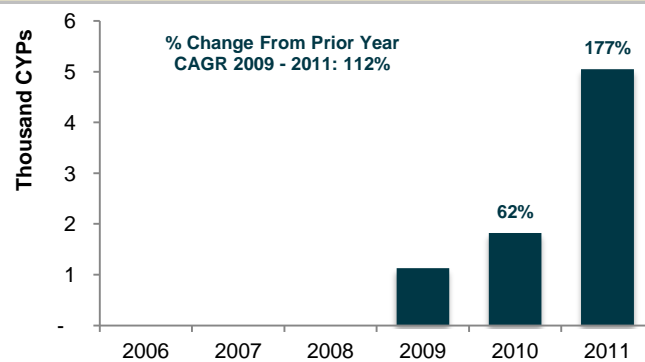
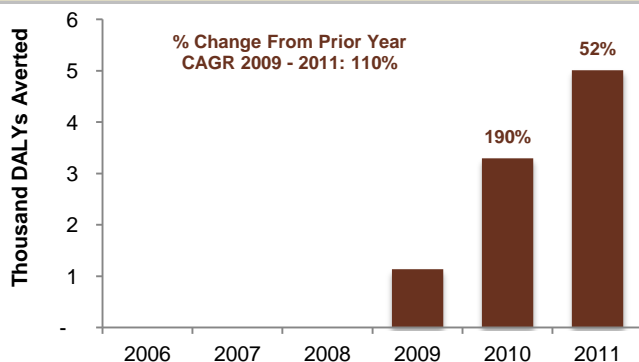
** Target is 4 or more FP modern methods with at least one long-term method

*** Compounded annual growth rate

LIBERIA HEALTH AREA PERFORMANCE

Current PSI Product & Service Health Areas	2011 DALYs Averted	% Change from 2010	% Change from 2006	2006-2011 DALY Trends	Burden Averted	% of Liberia Burden
HIV & STD	1,612	177%	N/A		2%	4%
Reproductive Health	1,146	177%	N/A		0.3%	19%
Diarrheal Diseases	2,250	-2%	N/A		1%	10%
Potential 30% increase in relevance with expansion of existing PSI products and services						% of Liberia Burden
Tuberculosis						2%
Malaria						10%
Intestinal Nematode Infections						0%
Nutritional Deficiencies						3%
Respiratory Infections						14%

LIBERIA TREND IN DALYS AND CYPs 2006-2011



LIBERIA PRODUCTS & SERVICES DALYS (from highest to lowest DALYs)

Products	2011 DALYs Averted	% Change from 2010	% Change from 2006	2011 # Distributed	2011 unit COGS*	2011 CYPs
Condom	2,758	177%	**	605,680	\$0.03	
Safe Water Solution	2,250	-2%	**	143,421	\$0.13	5,047
Total	5,008	52%		749,101		5,047

* Preliminary cost data

** Product was not distributed in 2006

PSI RELEVANCE: 2011 DALYS AVERTED COMPARED TO BURDEN OF DISEASE (WHO 2004)*

