

# Nigeria Impact, Mid-Year 2012

Mid-year 2012, PSI has averted an estimated 577,032 DALYs in Nigeria. This is 34% of their own program target for 2012.

## NIGERIA PROGRAM PERFORMANCE

	2012 YTD	% Change from 2011 YTD	% 2012 Program Target	2012 Program Target
<b>SCALE</b>				
■ DALYs Averted	577,032	-44%	34%	1,683,297
■ Couple Years of Protection (CYP)*	1,352,144	-12%	33%	4,071,526
■ Burden Averted	0.7%			

## RELEVANCE

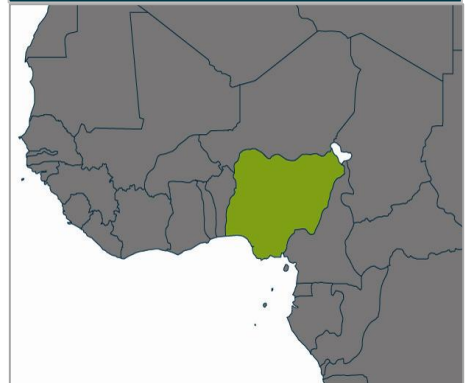
	VALUE		VALUE
■ Health Relevance	41%	■ 2011 Net Cost per DALY	\$25
■ Family Planning Method Mix**	7 with 2 LTM	■ 2011 Net Cost per CYP	\$13

\* CYPs based on new USAID conversion factors, except IUDs

\*\* Target is 4 or more FP modern methods with at least one long-term method

## NIGERIA

### Map



## NIGERIA HEALTH AREA PERFORMANCE

Current PSI Product & Service Health Areas	2012 YTD			% of Country Total Burden
	DALYs Averted	% Change from 2011 YTD	Burden Averted	
HIV & STD	270,559	-17%	5.0%	7.0%
Reproductive Health	288,095	-12%	2.3%	14.6%
Malaria	14,178	-96%	0.1%	11.2%
Diarrheal Diseases	4,200	-42%	0.1%	8.3%
Potential 16% increase in relevance with expansion of existing PSI products and services				% of Country Total Burden
Tuberculosis				2.8%
Nutritional Deficiencies				2.1%
Respiratory Infections				11.5%

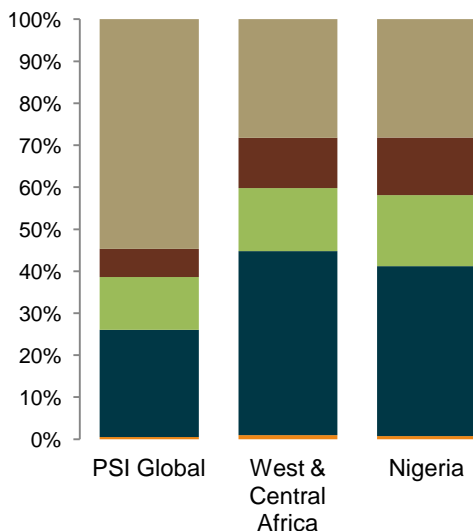
## NIGERIA

### Platform Profile

Population	158,423,182
Population under 5	26,568,927
Women aged 15-49	36,409,701
# Platform interventions	19
# Family planning interventions	7 with 2 LTM
Contraceptive prevalence	8.1% (2008)

\* Population data from UN Population Division, 2010 revision

## PSI RELEVANCE: 2012 DALYS AVERTED YTD COMPARED TO BURDEN OF DISEASE (WHO 2004)\*



- **Innovation in Other Health Areas:** Burden from non-communicable diseases and injuries
- **Innovation in Communicable Diseases:** Additional communicable burden not addressed by PSI
- **Expansion:** % disease burden targeted by existing PSI products and services not in use by country platform
- **Health Relevance:** % disease burden targeted by current country platform products and services
- **Burden Averted:** % DALYs averted by PSI in 2012 YTD as proportion of WHO (2004) Burden of Disease DALYs

• In 2012 YTD, 0.5% of global DALYs were averted by PSI.

• In Nigeria, 0.7% of DALYs were averted by PSI in 2012 YTD.

Note: Updated WHO Global Burden of Disease estimates produced by IHME are anticipated late 2012

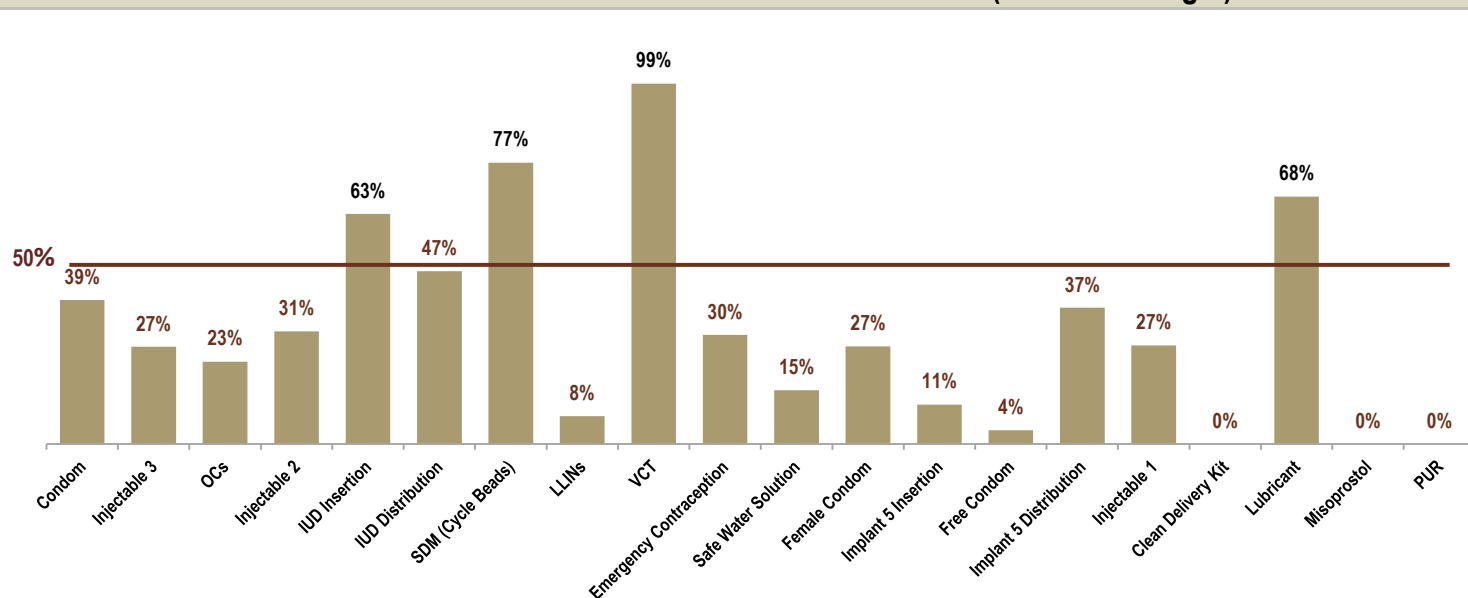
## NIGERIA PRODUCTS & SERVICES DALYS AVERTED (from highest to lowest DALYs averted)

Products	2012 YTD DALYs**	% Change from 2011 YTD	2012 YTD # Distributed	2012 Targeted Distribution	% of 2012 Target	2011 unit COGS	2012 YTD CYPs
Condom	423,563	-16%	87,366,204	221,500,000	39%	\$0.02	728,052
Injectable 3	37,418	24%	718,341	2,700,000	27%	\$1.17	179,585
OCs	24,994	-52%	1,745,072	7,750,000	23%	\$0.33	116,338
Injectable 2	20,666	9%	595,120	1,930,000	31%	\$1.09	99,187
IUD Insertion	13,198	356%	18,896	30,000	63%	\$0.63	66,136
IUD Distribution	12,505	-45%	37,860	80,000	47%	\$0.63	66,661
SDM (Cycle Beads)	11,334	670%	32,362	42,000	77%	\$1.55	48,543
Malaria RDK	7,380	-53%	75,375			\$0.56	
LLINs	5,523	-77%	11,407	150,000	8%	\$4.48	
VCT	5,166	508%	212,172	215,000	99%	\$0.95	
Emergency Contraception	4,539	75%	528,724	1,770,000	30%	\$0.52	26,436
Safe Water Solution	4,200	-41%	264,984	1,800,000	15%	\$0.10	
Female Condom	1,867	-51%	400,896	1,500,000	27%	\$0.60	3,341
Malaria PPT (ACT)	1,275	-100%	12,000			\$0.89	
Implant 5 Insertion	1,197	159%	2,156	20,000	11%	\$22.65	8,193
Free Condom	908	-91%	187,200	5,000,000	4%	\$0.01	1,560
Implant 5 Distribution	829	-494%	3,730	10,000	37%	\$22.65	6,034
Injectable 1	469	118%	27,020	100,000	27%	\$0.85	2,078
Clean Delivery Kit	0	-100%	-	8,000	0%	\$1.23	
Lubricant	0	*	108,395	160,000	68%		
Misoprostol	0	*	-	850,000	0%		
PUR	0	-100%	-	400,000	0%	\$0.04	
<b>Total</b>	<b>577,032</b>	<b>-44%</b>					<b>1,352,144</b>

\* Product was not distributed in YTD 2011

\*\*DALYs averted and CYPs provided may be negative for products distributed in cases where PSI has distributed and inserted the same product. This is because DALYs averted and CYPs are calculated separately for products that are distributed and inserted; to avoid double counting, insertion DALYs and CYPs are subtracted from distribution.

## PROGRESS TOWARD NIGERIA 2012 PROGRAM DISTRIBUTION TARGETS (% of 2012 Target)



\* Targets are set by # of products distributed.