

GREATER MEKONG SUB-REGION ELIMINATION OF MALARIA (GEMS+)

MALARIA SURVEILLANCE BULLETIN



GEMS+ Network Performance	JAN – SEPT 2020	JANUARY – DECEMBER 2020		
	Cambodia	Lao PDR	Myanmar	Vietnam
Suspected cases tested	9,749	61,124	80,334	45,045
Confirmed positive cases	126	216	537	268
Positivity rate	1.3%	0.35%	0.67%	0.65%
Private sector service outlets & malaria volunteers*	275	483	4216	828

GEMS+ Contribution to National Testing & Caseload Data

	Cambodia	Lao PDR	Myanmar ¹	Vietnam
<div style="display: flex; align-items: center;"> <div style="width: 15px; height: 15px; background-color: #00838f; margin-right: 5px;"></div> Reported by GEMS+ </div> <div style="display: flex; align-items: center;"> <div style="width: 15px; height: 15px; background-color: #e67e22; margin-right: 5px;"></div> Reported by National Programs </div>				
Cases tested (national)	628,691	576,301	3,075,207	1,795,858
Proportion of total national tests reported by PSI private sector outlets & malaria volunteers				
Confirmed positive cases (national)	7,897	3,496	46,372	1,442
Proportion of total national caseload reported by PSI private sector outlets & malaria volunteers				



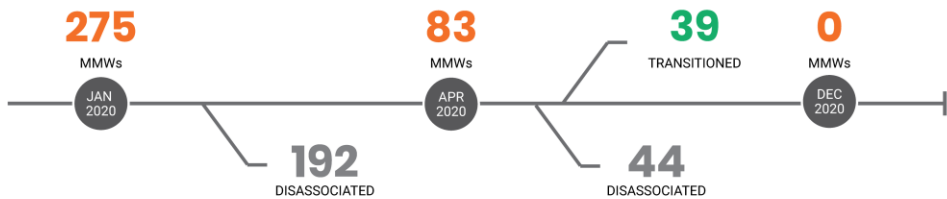
* Network size decreased in 2020 across all four GEMS+ countries. Starting with 5,802 outlets in January, GEMS+ discontinued support to 3,891 outlets and transitioned 131 outlets National Malaria Program (NMP) oversight by year-end.

¹ National testing and caseload numbers for Myanmar are preliminary from Jan–Nov 2020.



GEMS+ NETWORK TRANSITION TIMELINE

- Mobile Malaria Workers (MMWs) / Outlets currently part of the network
- Outlets disassociated from the network
- Outlets transitioned to National Malaria Program (NMP)





CAMBODIA | JANUARY - SEPTEMBER 2020*

MALARIA SURVEILLANCE BULLETIN



9,749
Suspected cases tested



126
Confirmed positive cases

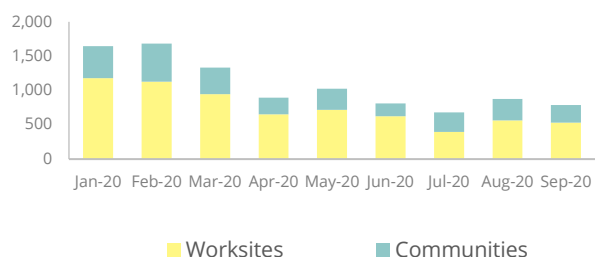


1.3%
Average positivity rate



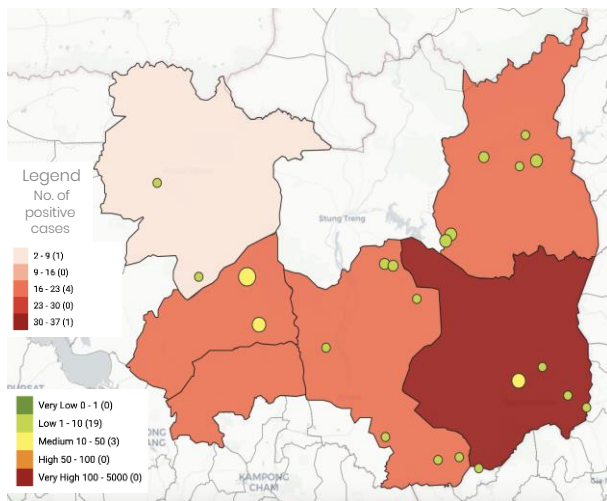
0** MMWs enrolled in GEMS+
39 MMWs transitioned to NMP

Suspected Cases Tested with RDT by Channel

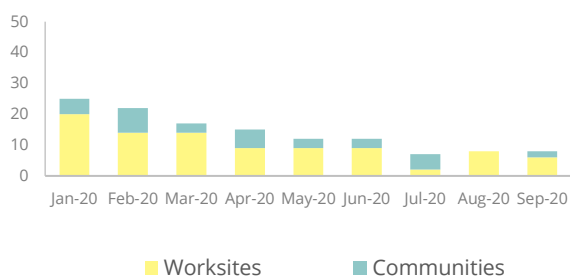


Characteristics & Distribution of Confirmed Positive Cases

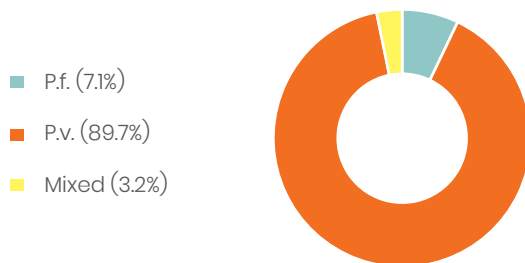
Positive cases detected by outlets



Confirmed Positive Cases by Channel

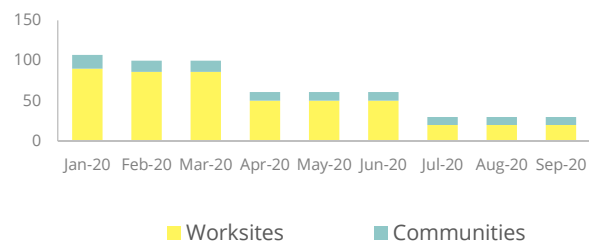


Positive cases by plasmodium species




Reporting

Number of worksites and communities reporting

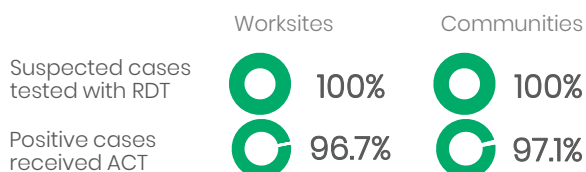


100% Average reporting rate among worksites and communities

Percentage of confirmed cases receiving first-line ACTs



Quality of Case Management



0 Referrals of confirmed positive cases due to ACT stock-out

*The period of performance in Cambodia was January – September 2020.

**Network size in Cambodia decreased in 2020. Starting with 275 Mobile Malaria Workers (MMWs) in January, GEMS+ discontinued support to 236 MMWs and transitioned 39 MMWs to National Malaria Program (NMP) oversight by year-end.



LAO PDR | JANUARY - DECEMBER 2020

MALARIA SURVEILLANCE BULLETIN



61,124
Suspected cases tested



216
Confirmed positive cases

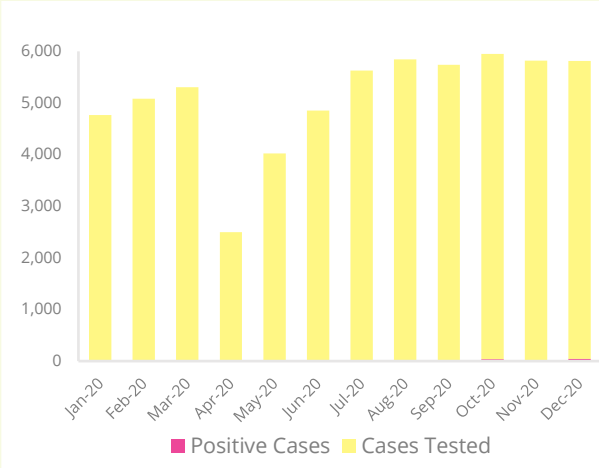


0.35%
Average positivity rate



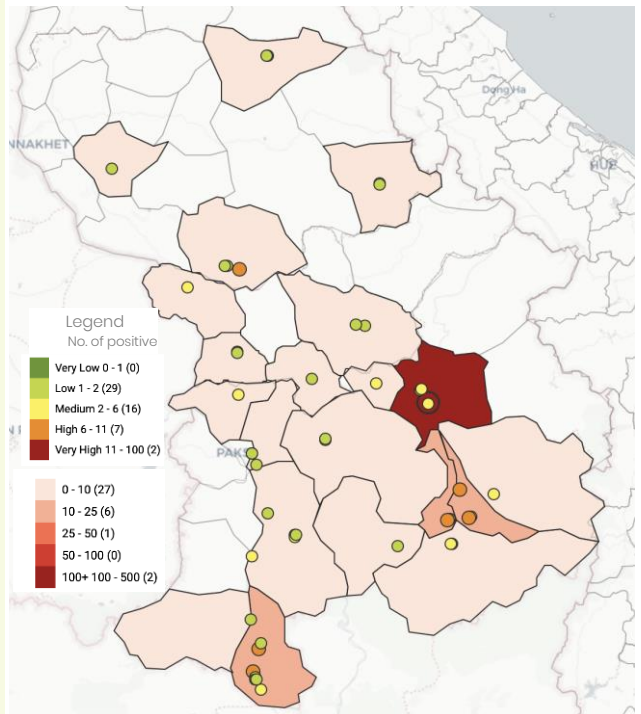
337* Formal private outlets enrolled in GEMS+
92 Outlets transitioned to NMP

Suspected Cases Tested & Confirmed Positive Cases



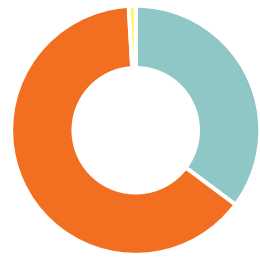
Characteristics & Distribution of Confirmed Positive Cases

Positive cases detected by outlets²



Positive cases by Plasmodium species

- P.f. (35.2%)
- P.v. (63.9%)
- Mixed (0.9%)



Quality of Case Management

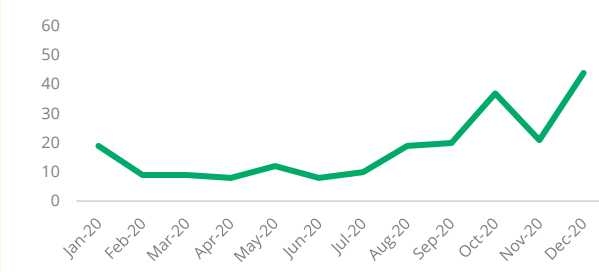


100% Suspected cases tested with RDT



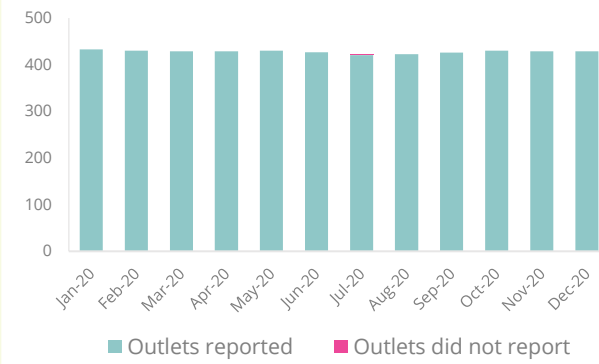
98.6% Cases treated or referred according to guidelines

Confirmed Positive Cases



Reporting

Number of outlets reporting



100%
Average reporting rate

² Not pictured on the map: 1 case in Sayabouli district in the north.

* Network size in Lao PDR decreased in 2020. Starting with 483 private outlets in January, GEMS+ discontinued support to 54 outlets and transitioned 92 outlets to National Malaria Program (NMP) oversight by year-end.



MYANMAR | JANUARY - DECEMBER 2020 MALARIA SURVEILLANCE BULLETIN



80,334
Suspected cases tested



537
Confirmed positive cases

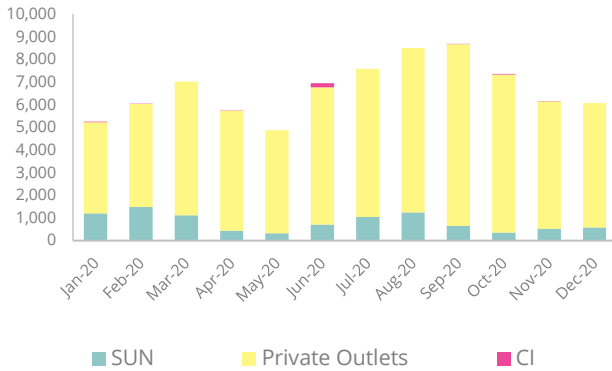


0.67%
Average positivity rate



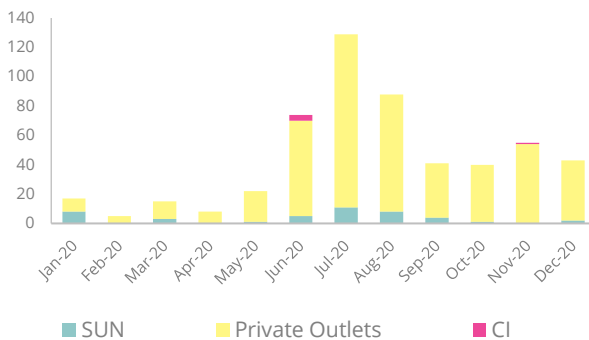
788*
0
Private outlets enrolled in GEMS+
Outlets transitioned to NMP

Suspected Cases Tested by Channel



	Sun Quality Health Network (SUN)	Non-Formal Private Outlets (PO)	Case Investigation (CI) ³
Providers	275	513	
Cases tested	9,748	70,282	304
Positive cases	43	489	5
Positivity rate	0.4%	0.7%	1.6%

Confirmed Positive Cases by Channel

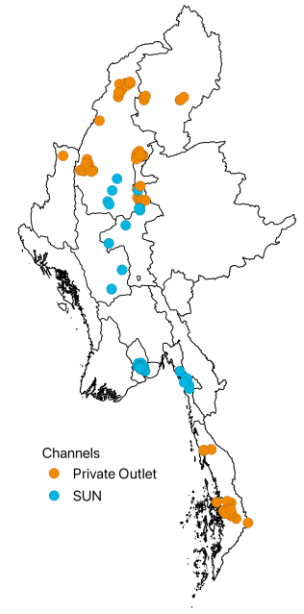


Characteristics of Confirmed Positive Cases

Positive cases by Plasmodium species



Private Providers Enrolled by Channel



Reporting Rates by Channel

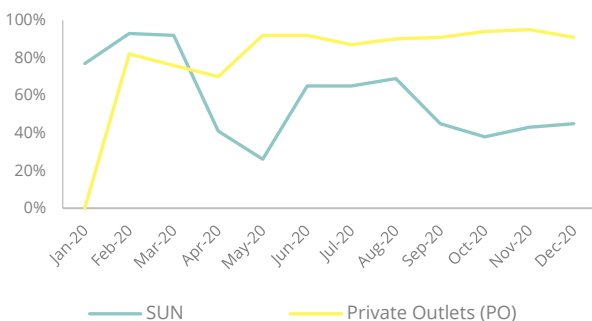


59%
SUN



80%
Private Outlets

Proportion of expected reports received



Quality of Case Management



Percentage of confirmed positive cases treated according to guidelines

100%
SUN

99.8%
Private Outlets

³. Under Case Investigation, PO and PSI field staff conducted RDT testing during CI activities in some townships under GEMS+

* Network size in Myanmar decreased in 2020. Starting with 4216 private outlets in January, GEMS+ discontinued support to 3428 outlets by year-end.



VIETNAM | JANUARY - DECEMBER 2020 MALARIA SURVEILLANCE BULLETIN



45,045
Suspected cases Tested



268
Confirmed positive cases

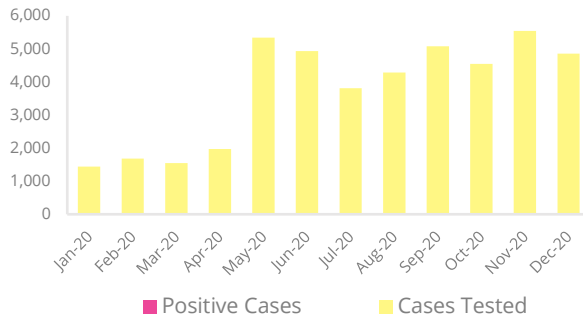


0.65%
Average positivity rate



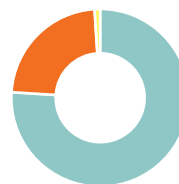
655*
0
Private outlets enrolled in GEMS+
Outlets transitioned to NMP

Suspected Cases Tested & Confirmed Positive Cases

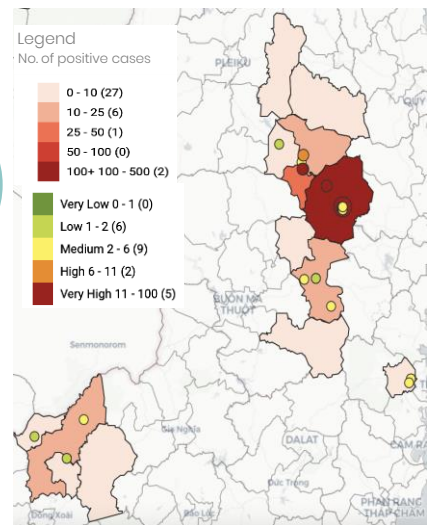


Characteristics & Distribution of Confirmed Positive Cases

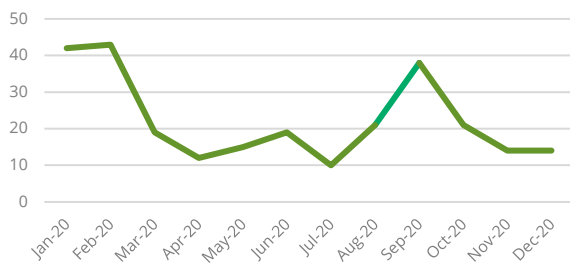
Positive cases by Plasmodium species



Positive cases detected by outlets

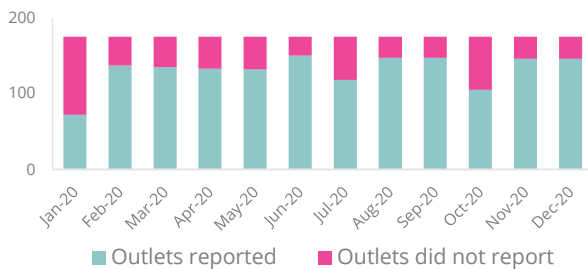


Confirmed Positive Cases



Reporting

Number of clinics reporting

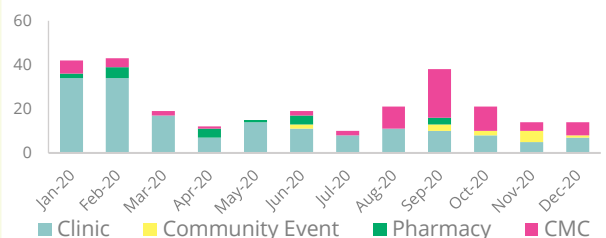


77%
Average reporting rate

Client's location 14 days prior to fever among confirmed positive cases (n=226)



Positive cases detected by channel



Quality of Case Management



99%
Suspected cases received blood tests



91.8%
Cases treated or referred according to guidelines

Treatment vs. referral among positive cases (n=246)



* Network size in Vietnam decreased in 2020. Starting with 828 private outlets in January, GEMS+ discontinued support to 173 outlets by year-end.



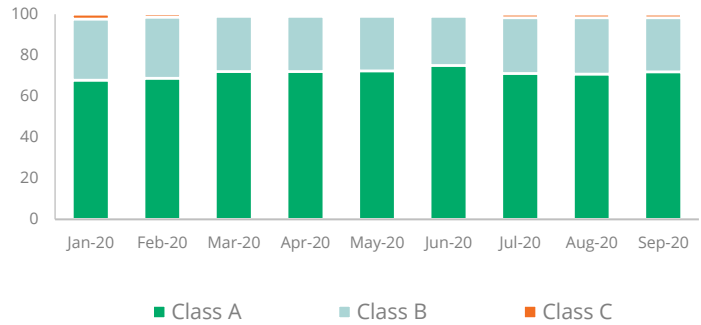
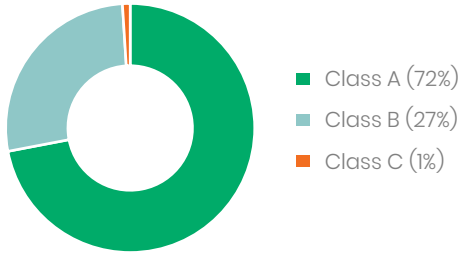
GEMS+ | JANUARY - DECEMBER 2020

PROVIDER QUALITY OF CARE ASSESSMENTS FOR MALARIA CASE MANAGEMENT

■ Class A: 100-90%
 ■ Class B: 89-80%
 ■ Class C: <80%

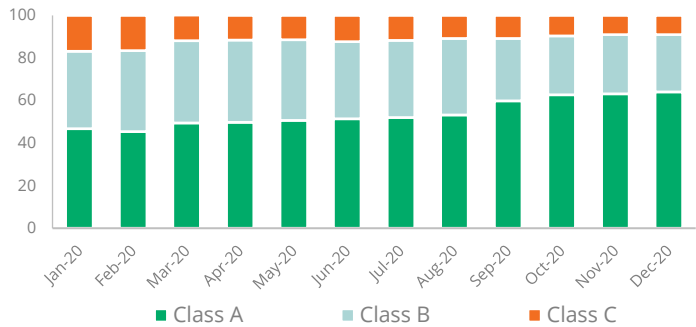
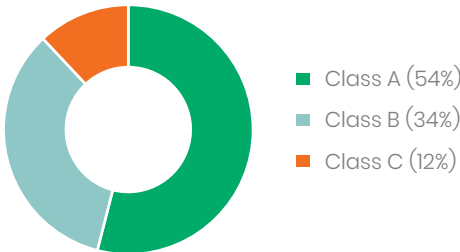
Cambodia Quality of Care Score (Jan - Sept)

Worksite
(n=160 MMWs assessed)



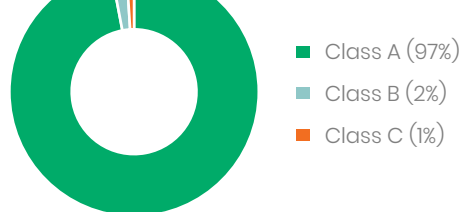
Lao PDR Quality of Care Score

PPMs
(n=383 outlets assessed)

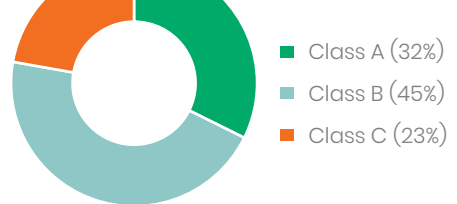


Myanmar Quality of Care Score

SUN
(n=218 outlets assessed)



Private Outlets (PO)
(n=508 providers assessed)



Vietnam Quality of Care Score

Clinics
(n=175 outlets assessed)

